







Bunk Beds	SIZE	POST THICKNESS/ HEIGHT FOOTB/HEADB	SLATES		SIDE RAILS	CUBAGE	40 ft container capacity (minimum order)
			SIZE	QUANT			
MOD 08 	1000	65X65X800	997x75x17	26	1900X100X22	0.238	290
MOD 07 	1000	85X85X800	997x75x17	26	1900x100x22	0.295	225
MOD 12 	1000	38X65X780	997x75x17	26	1900x100x22	0.182	330
MOD 23.2 	1000	38x52X1400	997x75x17	26	1900x100x22	0.126	390
MOD 29 	1000	38X65X780	997x75x17	26	1900x100x22	0.182	330
MOD 33 FULL 	1370	65X65X800	1367x75x17	26	1900x100x22	0.29	238
MOD 45 	1000	65X65X1000 65X65X730	997X75X17	26	1900X100X22	0.282	240

Bunk Bed	SIZE	POST THICKNESS/ HEIGHT FOOTB/HEADB	SLATES		SIDE RAILS	CUBAGE	40 ft container capacity (minimum order)
			SIZE	QUANT			
MOD 46 	1000	65X65X1000 65X65X730	997X75X17	26	1900X100X22	0.282	240
MOD 50 	1000	38X65X780	997X75X17	26	1900X100X22	0.287	225
MOD 51 	1000	38X65X780	997X75X17	26	1900	0.262	240
MOD 52 	1000	65X65X1000 65X65X730	997X75X17	26	1900X100X22	0.282	245
MOD 53 WITHOUT DRAWERS 	1000	65X65X1000 65X65X730	997X75X17	26	1900X100X22		240
MOD 53.2 	1000	65X65X1000 65X65X730	997X75X17	26	1900X100X22	0.342	180
MOD 53.3 	1000	65X65X1000 65X65X730	997X75X17	26	1900X100X22	0.282	240

<p>MOD 59</p> 	1000	38X65X1000 65X65X730	997X75X17	26	1900X100X22	0.332	240
<p>MOD 62</p> 	1000 x 1370	38X65X930 38X65X730	897X75X17 1370X75X17	26	1900X100X22	0.339	190
<p>MOD 67</p> 	1000	65X65X800	997X75X17	26	1900X100X22	0.276	250